

Key: Electrical

Consumer Unit

Galvanized Connection Box

Extractor Fan

Hand Dryer

Movement Detector

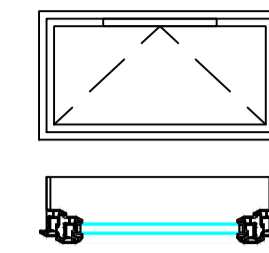
Override Switch

Bulkhead Light

Fluorescent Light

Emergency Lighting

Window Detail



Size = 600mm x 400mm
Aperture = 600mm x 400mm
White UPVC Frame
Double Glazed
Trickle Vent
Restrictor Stays (100mm)
Lockable Handles

Plumbing Notes.

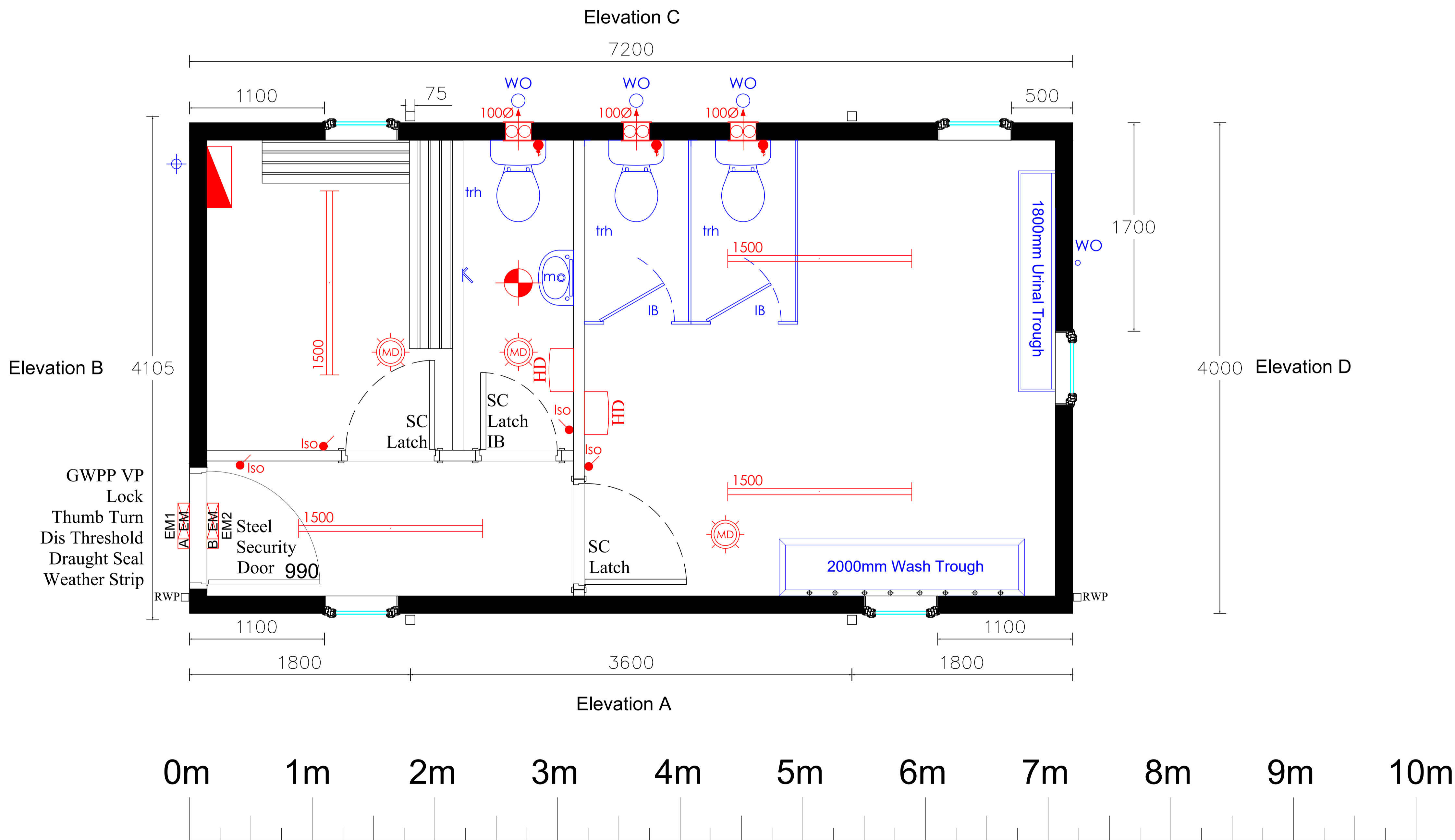
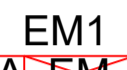
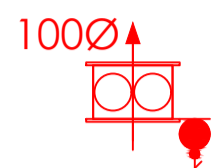
Mains Cold Water Entry

Waste Outlet

Toilet roll holder

Indicator bolt

Mirror



Scale Bar

Notes

Revisions
Rev A. Add Jack legs. Add Rain Water Pipes. Amend Window Positions.



CLIENT:	
CLIENT CORRESPONDENCE ADDRESS:	TBC
CLIENT SITE ADDRESS:	TBC

PROJECT:	Amenity Unit
----------	--------------

TITLE:	Plan Layout
--------	-------------

SCALE:	1:20@A1	DATE:	09-11-2017
--------	---------	-------	------------

DRAWN BY:		CHECKED BY:	
-----------	--	-------------	--

DRAWING STATUS:	Production
-----------------	------------

DRAWING No.	CS-2017-001	REV	A
-------------	-------------	-----	---